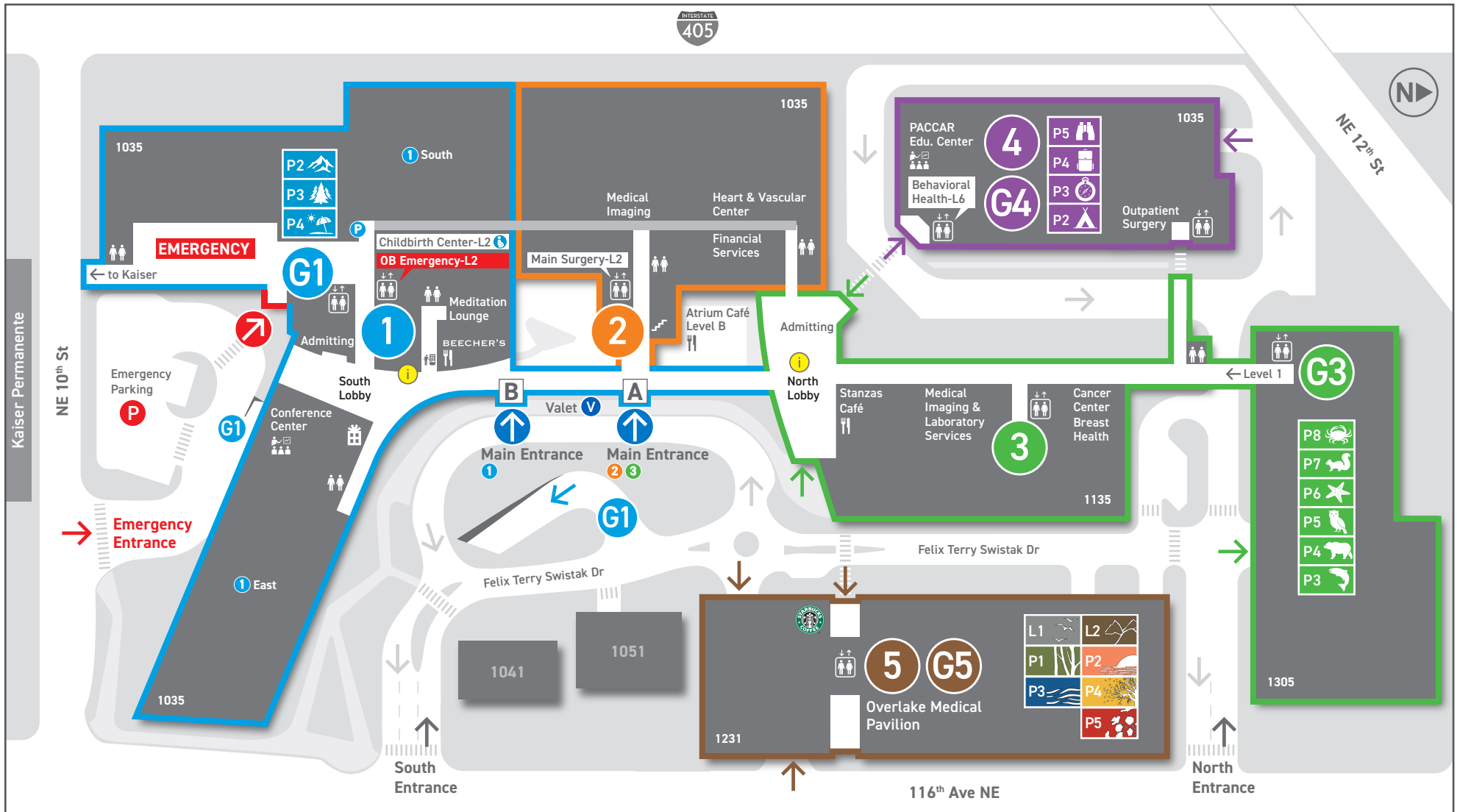











# Campus Wayfinding Map



## MAP KEY

-  Elevators
-  Restroom
-  Concierge
-  Cafés
-  Boutique
-  Vending
-  Conference
-  Pay Station

## BUILDING KEY

- BUILDING 1** GARAGE **G1**
- EMERGENCY**
- OB Emergency**
- Childbirth Center 
- NICU-1
- Cardiac/Telemetry
- Critical Care

- BUILDING 2**
- Main Surgery
- Medical Imaging
- Heart & Vascular Center
- Financial Services
- NICU-2
- SSU/SPU/EEG
- Infusion

- BUILDING 3** GARAGE **G3**
- Cancer Center / Breast Health
- Medical Imaging & Laboratory Services

- BUILDING 4** GARAGE **G4**
- Outpatient Surgery
- PACCAR Education Center
- Behavioral Health

- BUILDING 5** GARAGE **G5**
- Overlake Medical Pavilion